

Quad Report (n=916)

HMS Laboratory Ramp-Up Committee: Your Input

Executive Summary:

This survey was conducted from May 1- 7, 2020 by the HMS/HSDM/HSPH Laboratory Ramp-Up Committee to obtain feedback from HMS/HSDM/HSPH Quad-based faculty, trainees, and students regarding their concerns about the prospect of ramping up research on campus.

Of the 1281 survey responses, 916 were submitted from the Quad-based community, with approximately 85% of the respondents working remotely. Thus, survey responses primarily reflected concerns of those who will be returning to campus. Responses from those already working on Quad mirrored those working remotely, as did the responses from those off-Quad.

The primary safety-related concerns associated with returning to HMS campus were **1.) transportation** (public transit, parking options, M2 shuttle, etc.), **2.) personal protective equipment** (supply of PPE, personal safety in the labs, guidance on face coverings, masks and glove disposal, etc.), and **3.) testing** (testing strategy, contact tracing, etc.). The Lab Ramp-Up Committee addressed the concerns that fall within its purview in the Research Laboratory Re-Entry Plan; remaining concerns were referred to the appropriate HMS administrative units and working groups. The Committee has committed to communicating developments in these areas to the HMS research community.

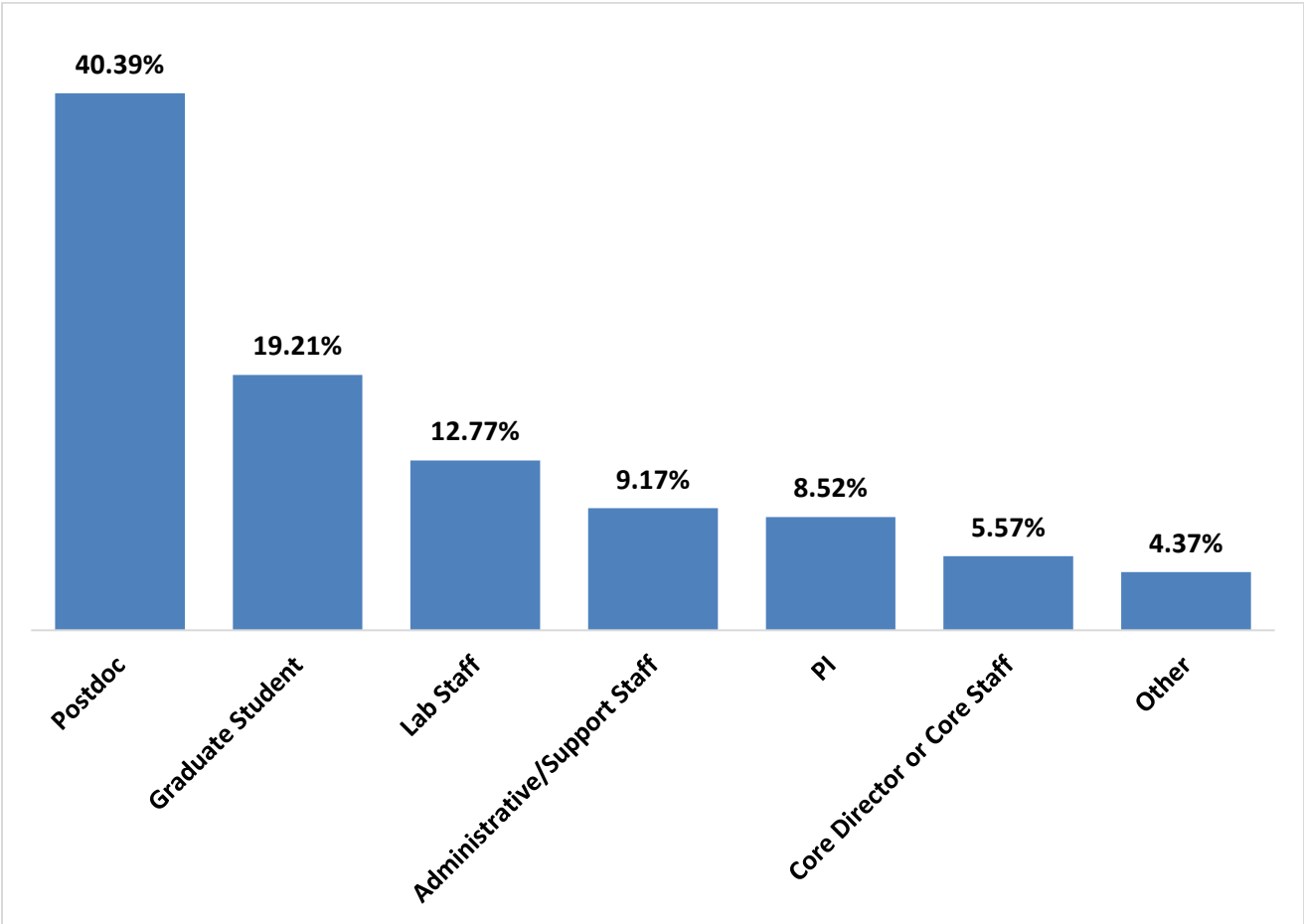
Additional concerns reflected a need for transparent and thoughtful guidance. In particular, there was a call for the establishment of clear and standardized policies and procedures for social distancing, shift work, and sanitation while on campus, as well as strict enforcement of these guidelines. The Committee recognizes that this is absolutely critical, along with the other concerns mentioned, to ensure preparedness for the phased ramp-up of research operations, and are committed to consistent and frequent communication throughout this process.

Categorized areas of concern:

1. **Transportation** – public transit, parking options, M2 shuttle, etc.
2. **Personal protective equipment (PPE)** – supply of PPE, personal safety in the labs, guidance on face coverings, masks and glove disposal, etc.
3. **Testing** – testing strategy, contact tracing, etc.
4. **Reentry operations** – guidance from HMS and/or central HU, timelines, unanswered questions, requests for transparent communication, policy enforcement, compliance with social distancing and sanitation guidelines, etc.
5. **Shift work** – shift schedules, planning and executing experiments under shift conditions, continuing remote work, etc.
6. **Personal life** – childcare, high-risk individuals, cohabitating with a high-risk individual, work-life balance, family and personal safety, etc.
7. **Social distancing** – executing social distancing guidelines in lab and on campus, cleanliness and use of common areas, accommodations in cafeterias and restrooms, ventilation, etc.
8. **Core facilities** – specific questions pertaining to special guidance for core facilities

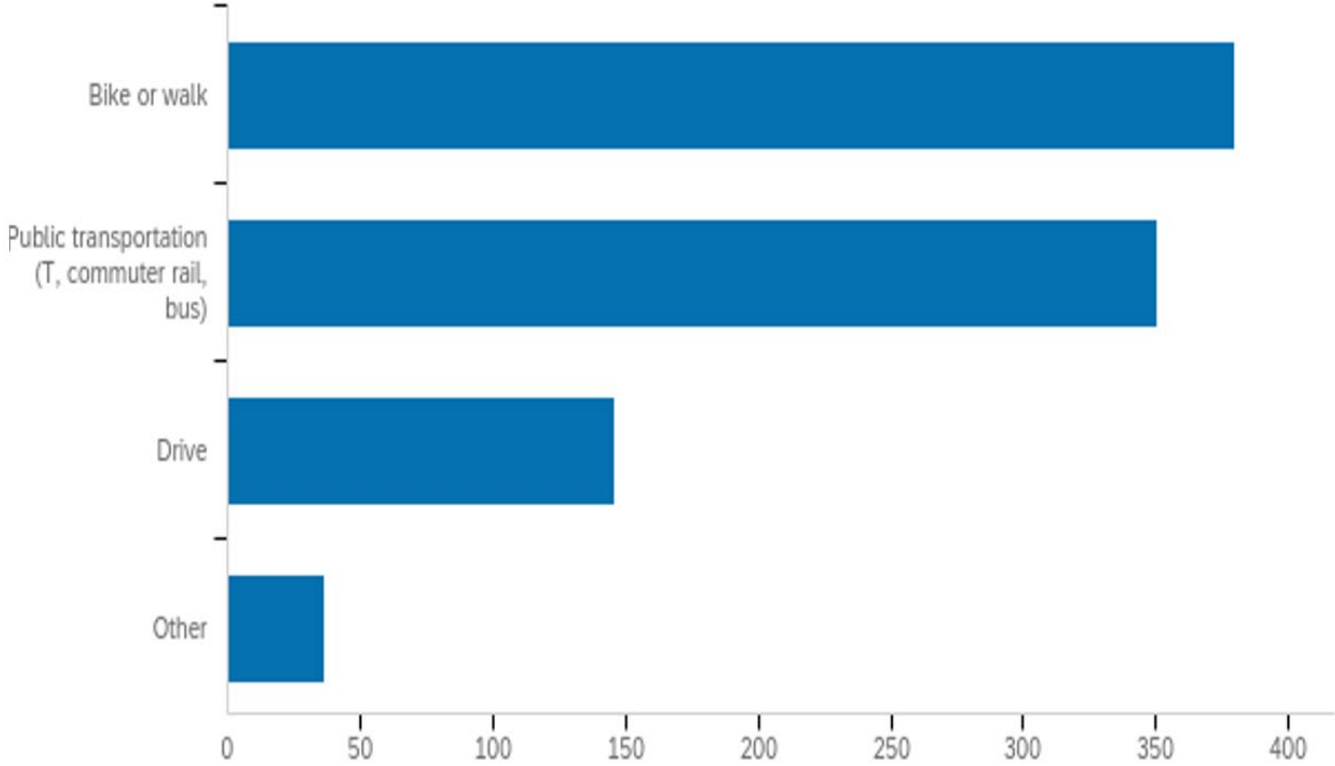
Survey Results:

Q1 - What is your role in your department?



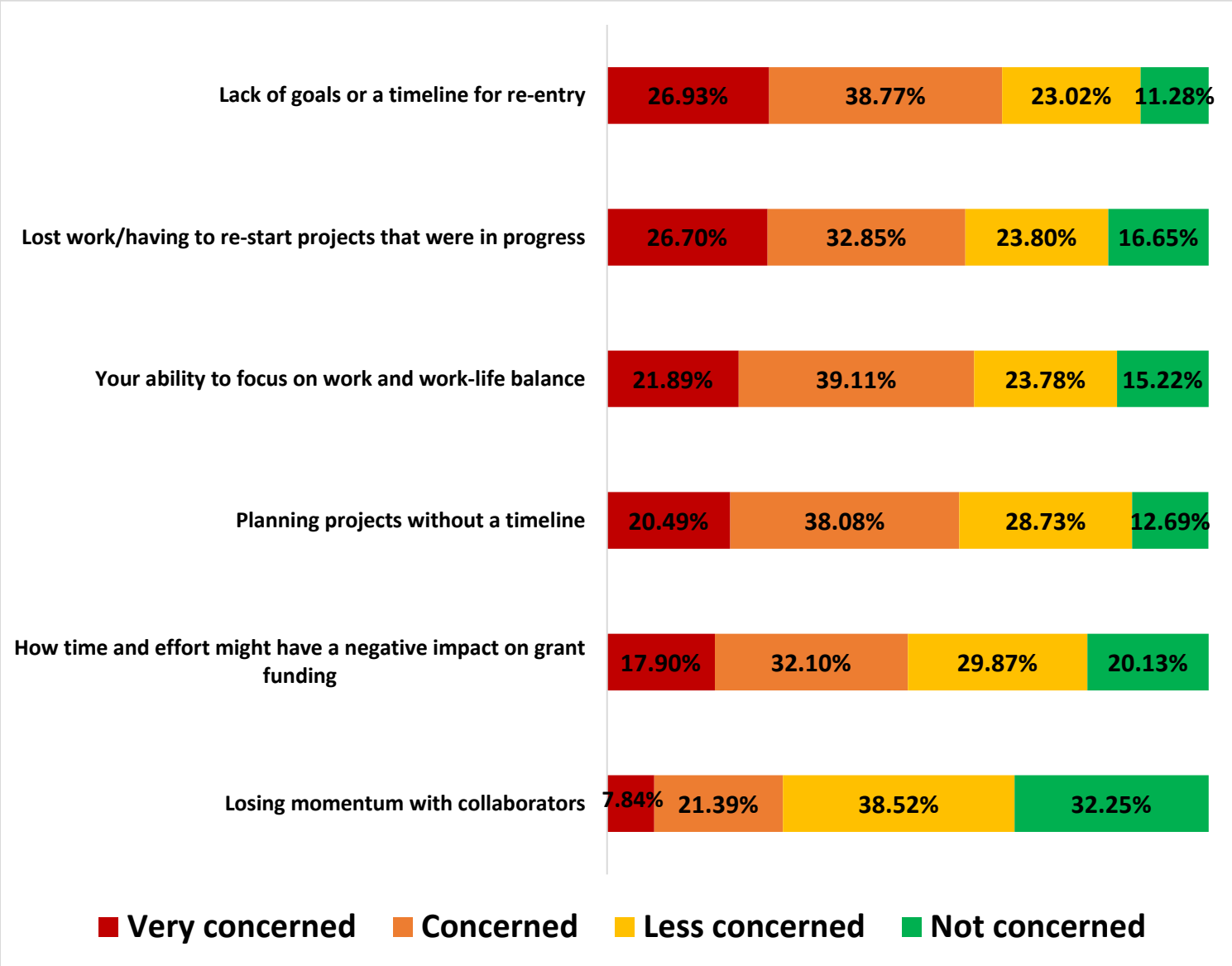
Answer	%	Count
Postdoc	40.39%	370
Graduate Student	19.21%	176
Lab Staff	12.77%	117
Administrative/Support Staff	9.17%	84
PI	8.52%	78
Core Director or Core Staff	5.57%	51
Other	4.37%	40
Total	100%	916

Q2 - How do you commute to work?

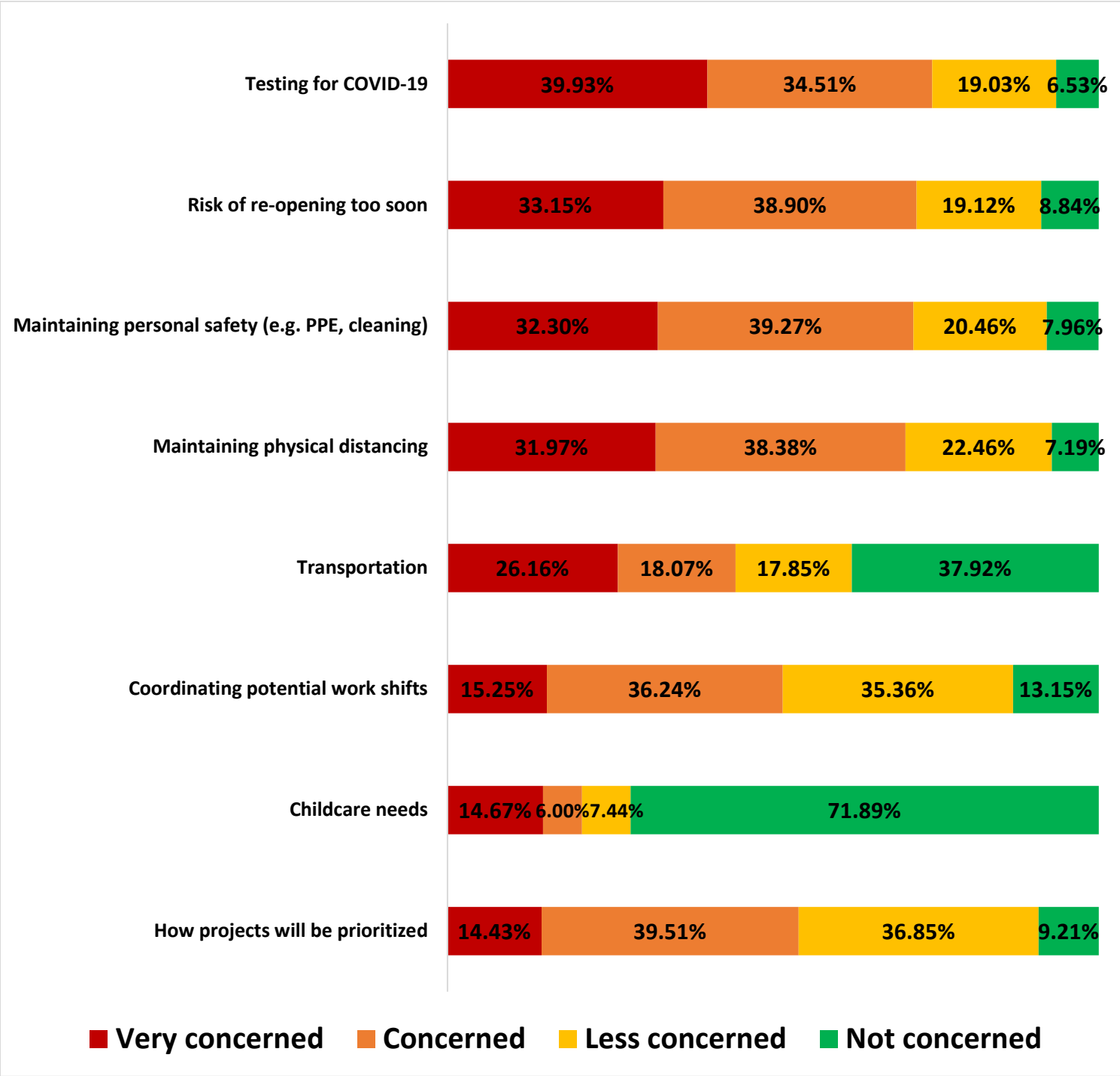


Answer	%	Count
Bike or walk	41.62%	380
Public transportation (T, commuter rail, bus)	38.44%	351
Drive	15.99%	146
Other	3.94%	36
Total	100%	913

Q3 - For you personally, during this lab "hibernation", what have been your biggest concerns?



Q4 - For you personally, how concerned are you about the following aspects?



Q5 - What resources or services would help you come back to work safely?
 (open ended)

Category	%	Count
Transportation	27.98%	153
Personal Protective Equipment	23.765%	130
Testing	19.92%	109
Reentry Operations	9.14%	50
Shift Work	6.58%	36
Personal Life	6.40%	35
Social Distancing	5.67%	31
Core Facilities	.54%	3
Total	100.00%	547

Q6 - What other concerns do you have about returning to lab? (You can also elaborate on your previous answers) (open ended)

Category	%	Count
Reentry Operations	23.40%	99
Transportation	17.97%	76
Social Distancing	15.84%	67
Personal Life	15.13%	64
Shift Work	12.30%	52
Personal Protective Equipment	8.27%	35
Testing	4.97%	21
Core Facilities	2.12%	9
Total	100.00%	423