



PROCEDURE FOR PDMS MOLDING/DEMOLDING

Microfluidics Core Facility, Harvard Medical School


1. Mixture Curing agent/PDMS; 30g PDMS (or more depending on the final thickness, but no more than 1/3 of the beaker capacity 50g) and the corresponding amount of curing agent in the beaker (generally in a 1:10 ratio curing agent: base).




2. Weight the 3 components on the scale (beaker supporter, adaptor and beaker with the blend)



3. Balance the mixer with the weight obtained.
4. Set the mixer conditions:
 - a. Mixing time= 2 min
 - b. Mixing spin rate= 1500
 - c. Defoaming time= 2 min
 - d. Defoaming spin rate= 800
5. Use an aluminum foil cap to put in the wafer and pour the PDMS already mixed.



6. Degas for at least 1/2 hour. Make sure there are no bubbles on the surface.



7. Cure the PDMS mold in:
 - a. Hot plate 150 C (10 mins) or
 - b. 60 C (30 mins)
 - c. Room temperature (24 hours)



8. Allow cool at room temperature.
9. Gently peel or cut the aluminum foil from the master and cut away any excess PDMS.



10. Finally, peel the PDMS mold from the master

